





1 KEY PLAN



LEGEND

-  EXISTING BUILDING CORE.
-  EXISTING CORRIDOR PARTITION.
-  EXISTING B/S DEMISING PARTITION.
-  EXISTING B/S TENANT INTERIOR PARTITION TO REMAIN.

2 SECOND FLOOR PLAN
1/16" = 1'-0"