




LEGEND

-  EXISTING CONSTRUCTION TO REMAIN.
-  EXISTING DEMISING PARTITION.
-  EXISTING PARTIAL HEIGHT PARTITION.

2,008 R.S.F.

① **FIRST FLOOR PLAN**
1/8" = 1'-0"



Marvin Stein Associates, LLC
planning & design
2221 Fifth Avenue, Seattle, Washington 98121 (206) 441-1449

TITLE **MARKETING PLAN SUITE**
Job **FORT DENT II**

Job No. **TBD**
Date **03-01-05**
Sheet No. **1 OF 1**